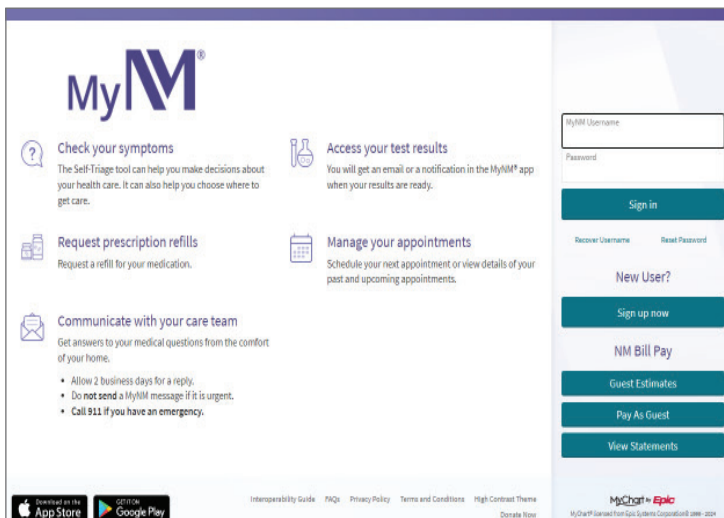


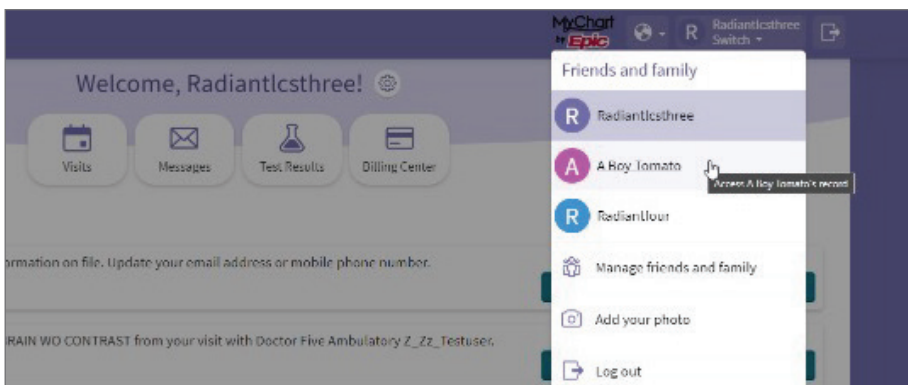
How to View and Download Imaging in MyNM

You can use Chrome, Edge or Firefox internet browsers to view and download your imaging to your MyNM patient portal using your desktop computer.

- 1 Go to mynm.nm.org. Enter your username and password. Click **Sign in**.



- 2 If you have proxy access to another person's account and are viewing or downloading imaging for that person, click on **Switch**. Select the name of the person whose images you will view and download. Pay close attention to whose record you're in before you view and download any images.

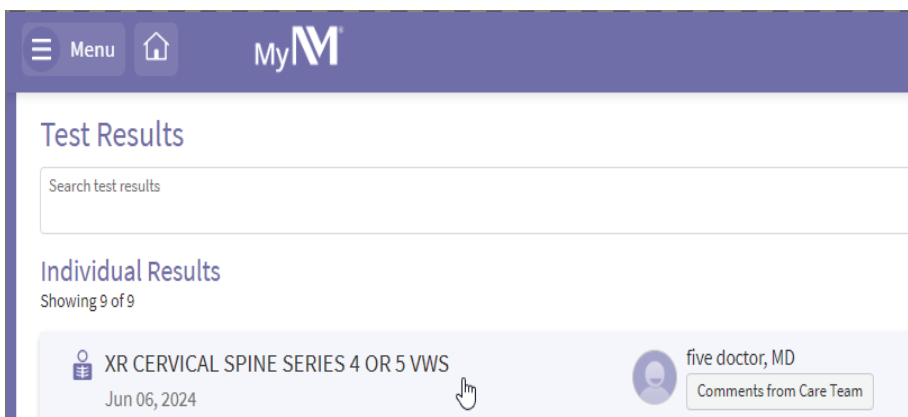


continued >

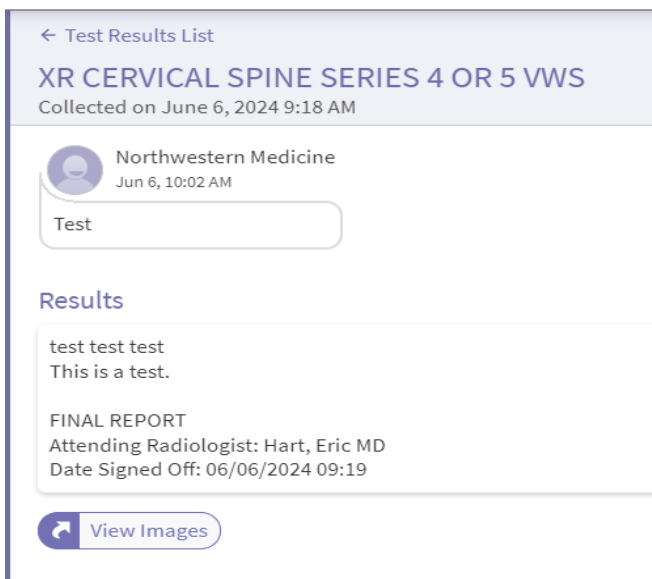
- 3 Click **Test Results**.



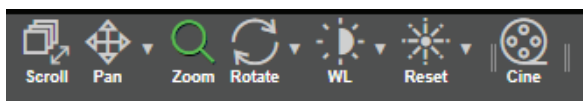
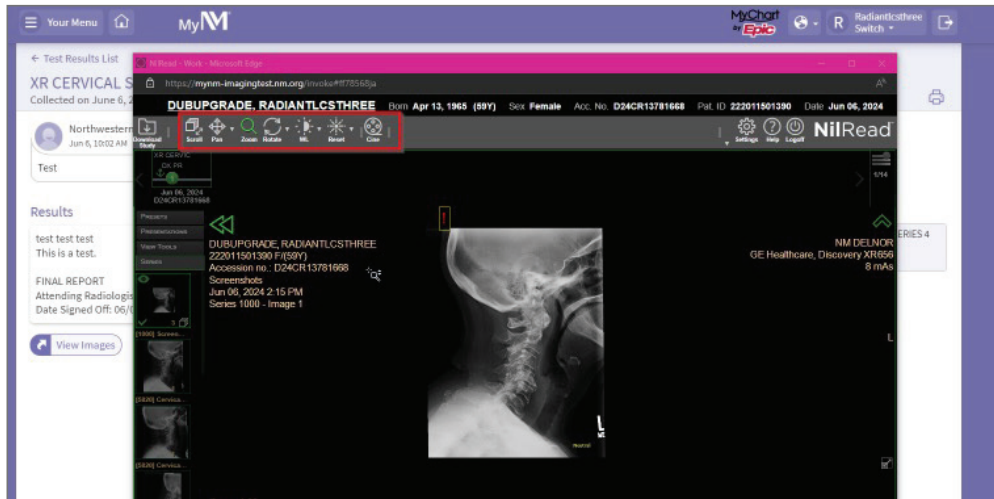
- 4 In the Test Results window, click on the exam containing the desired images.



- 5 Click **View Images**. This opens a new window displaying your images.



- 6 Navigate through the images using the **Toolbar** buttons at the top.



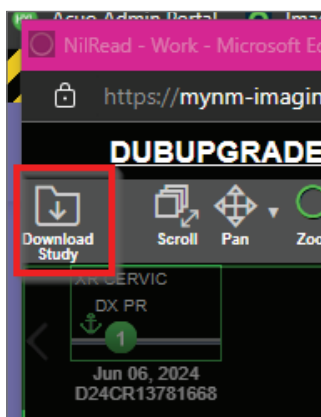
Scroll allows you to scroll through the images.

Zoom allows you to zoom in and out.

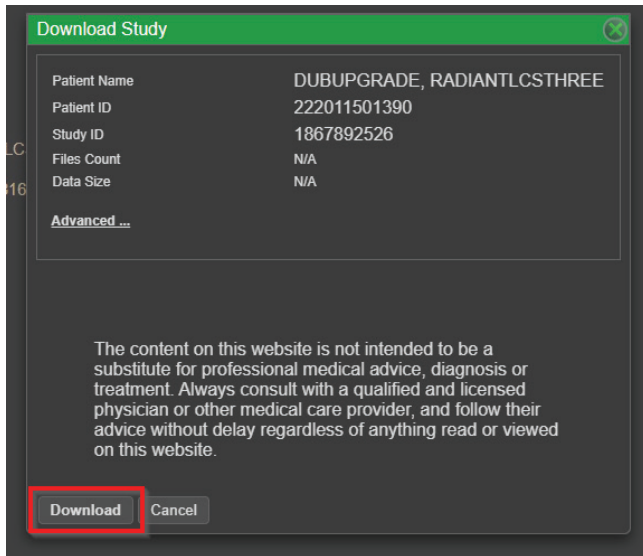
Reset sets everything back to default.

If you only want to view your images, you can stop here. If you would like to view another exam, you can go back to the Test Results window and select another exam to view. If you are downloading your studies to share with another Healthcare system, we recommend contacting them to determine the best method of sharing your health records.

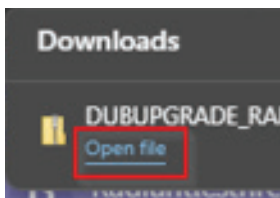
- 7 To download the images, click the **Download** Button in the upper left of the viewing window. This opens the Download Study window.



- 8 Click **Download**.



- 9 Once you have downloaded the files, they will be in your **Downloads** folder.



- 10 If you want to view your images after downloading you will need a DICOM viewer to see the images on your personal computer visit the [Ambra ProViewer](#).

*The Ambra ProViewer may not follow privacy laws on personal health information. By using it, you assume the risk of moving or sharing your images to non-Northwestern Medicine websites that provide a DICOM viewer.

If you need help viewing and downloading your imaging or have questions about your MyNM account, call the MyNM Help Desk at 855.HLP.MYNM (855.457.6966, TTY: 711).