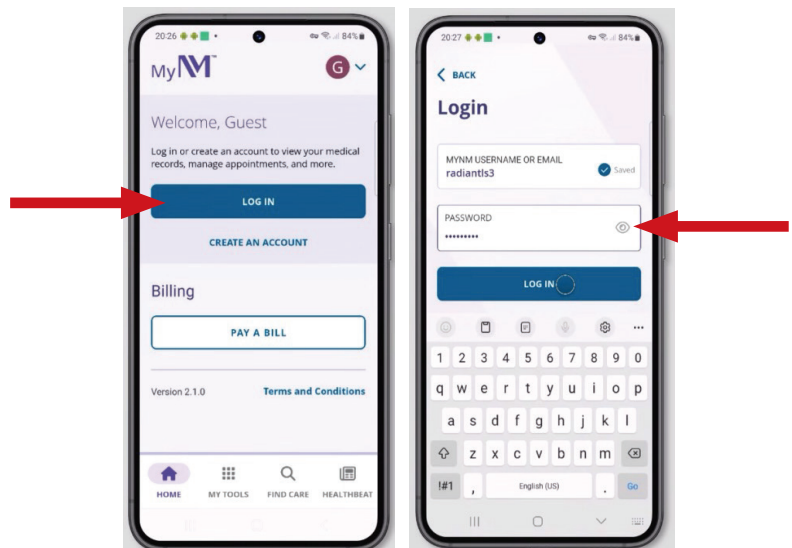


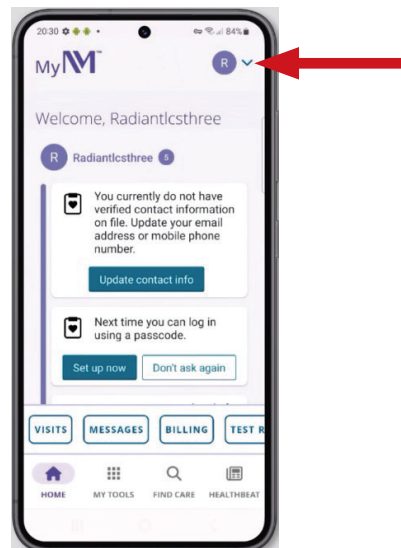
# How to View and Download Imaging in MyNM

In the MyNM app, you can view and download your imaging using your Android device.

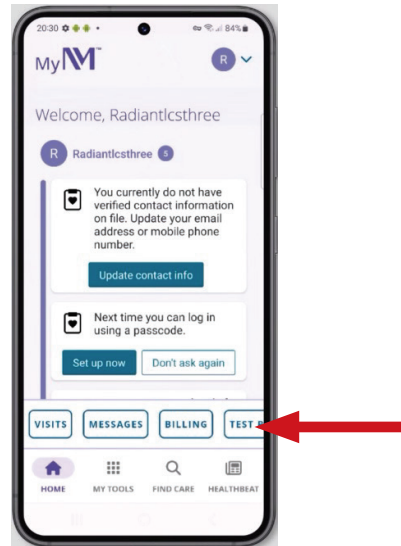
- 1 Go to the home screen of the MyNM app. Click **Log In** and enter your username and password.



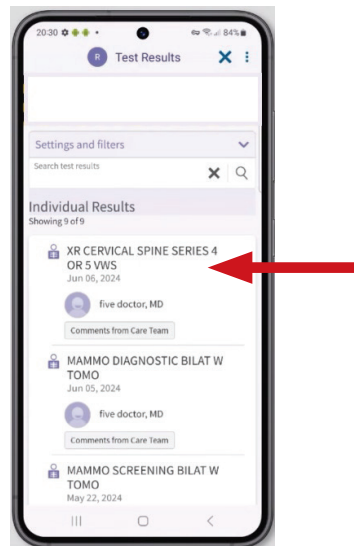
- 2 If you have proxy access to another person's account and are viewing and downloading imaging for that person, click on the drop-down menu next to the round circle in the top right corner of the page. Select the name of the person whose images you want to view and download. Pay close attention to whose record you're in before you view and download any images.



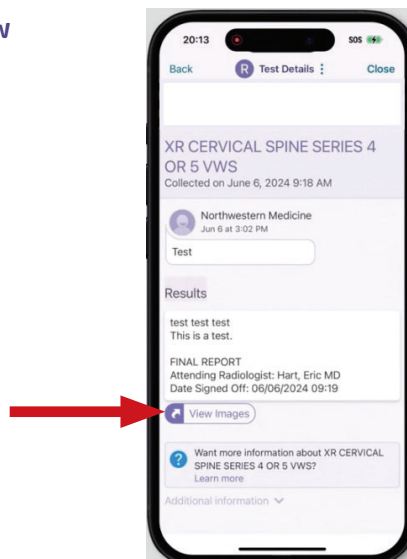
- 3 Go to the option bar at the bottom of the page and click **Test Results**.



- 4 In the Test Results window, click on the exam containing the desired images.

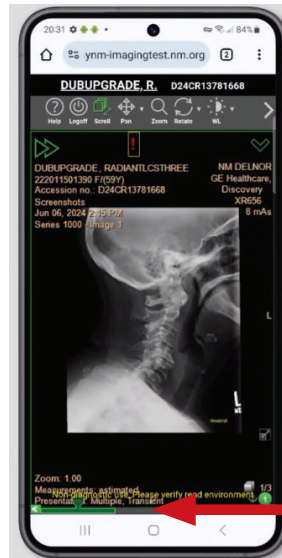


- 5 In the Test Details window, click **View Images**. This opens a new window displaying your images.

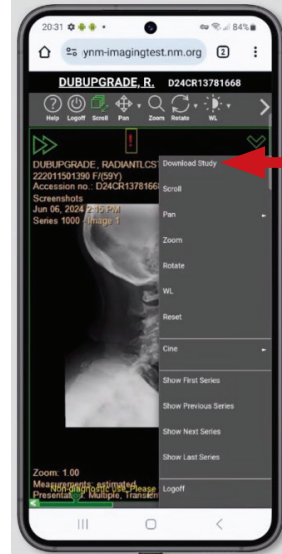


- 6 Scroll through the images using the **slide bar** at the bottom of the screen.

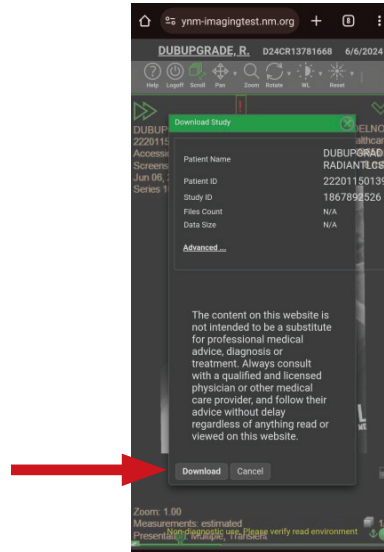
If you only want to view your images, you can stop here. If you would like to view another exam, you can go back to the Test Results window and select another exam to view. If you are downloading your studies to share with another Healthcare system, we recommend contacting them to determine the best method of sharing your health records.



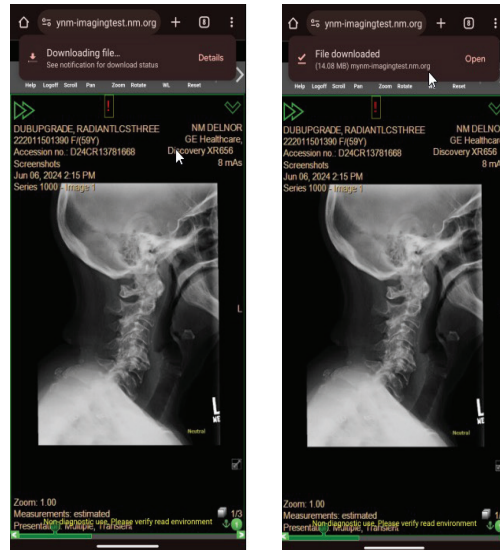
- 7 To download the images, press your finger on the screen to get a pop-up menu. Then click **Download Study**.




- 8 At the bottom of the Download Study window, click **Download**.



- 9 Once the images have downloaded, you are done. If you have more images to download for the same patient, go back to the Results screen and click on the next study.



- 10 If you want to view your images after downloading you will need a DICOM viewer to see the images on your Android device, scan the QR code or visit the [Ambra ProViewer](#).



\*The Ambra ProViewer may not follow privacy laws on personal health information. By using it, you assume the risk of moving or sharing your images to non-Northwestern Medicine websites that provide a DICOM viewer.

If you need help viewing and downloading your imaging or have questions about your MyNM account, call the MyNM Help Desk at 855.HLP.MYNM (855.457.6966, TTY: 711).