

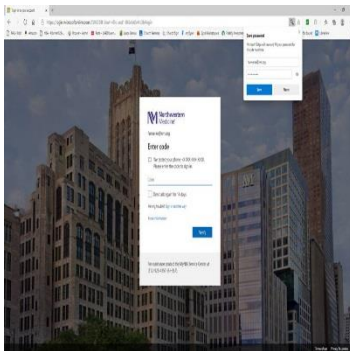
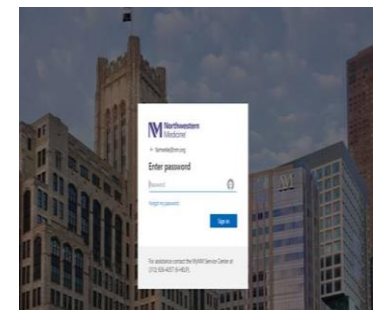
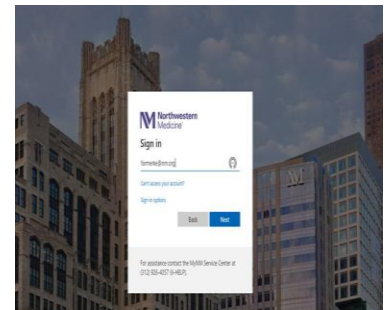
Easily Access NMI from Mobile Device

Starting Monday, September 21, you can easily access applications on NM Interactive from a mobile device by using the new remote access site <http://remote.nm.org>. Northwestern Medicine also requires using a Microsoft Authenticator mobile security app for multi-factor authentication. You will need your username, your and a code to sign-in.

Remote Access Steps

These steps can be used on any non-NM device such as a phone, tablet or laptop to access NM applications.

1. Enter remote.nm.org in your browser address field. The log-in window appears.
2. Enter your email address or your userid@nm.org
3. Click Next.
4. Enter your password.
5. Click Sign in.
6. Open Microsoft Authenticator and enter the code provided.



7. Click Verify.
8. The NMI page appears. Navigate to desired applications.

Contact MyNM Service Center at 312.926.4357 if you need help.

